



District Report Card: 2017


State: Telangana	District: HYDERABAD
Class: 8	Subject: Mathematics
Schools: 51	Students: 1172


Participation/Coverage


Students

GENDER 	Boys		Girls	
	Number	%	Number	%
	424	36.18	748	63.82

AREA 	Rural		Urban	
	Number	%	Number	%
	33	2.82	1139	97.18

CATEGORY 	SC		ST		OBC		GEN	
	Number	%	Number	%	Number	%	Number	%
	229	19.54	54	4.61	526	44.88	363	30.97

CWSN 	LD	VI	HI	S&LD	ID	Oth
	1	10	11	1	2	23

MANAGEMENT 	Government		Government-aided	
	Number	%	Number	%
	663	56.57	509	43.43

Average Performance of Students in EVS (%)

Overall	Gender		Area		Management		Social Group			
	Male	Female	Rural	Urban	Govt.	Aided	SC	ST	OBC	GEN
38.74	41.48	37.19	48.89	38.45	39.83	37.33	35.34	36.42	38.17	42.06

Performance on Learning Outcomes (LOs)

Learning Outcomes	Description	Average Performance(%)
M601	Solves problems involving large numbers by applying appropriate operations	37.33
M606	Solves problems on daily life situations involving addition and subtraction of fractions / decimals	37.84
M620	Finds out the perimeter and area of rectangular objects in the surroundings like floor of the class room, surfaces of a chalk box etc.	36.56
M621	Arranges given/collected information in the form of table, pictograph and bar graph and interprets them	28.89
M702	Interprets the division and multiplication of fractions	38.82
M705	Solves problems related to daily life situations involving rational numbers	37.71
M706	Uses exponential form of numbers to simplify problems involving multiplication and division of large numbers.	30.86
M707	Adds/subtracts algebraic expressions	48.38
M710	Solves problems related to conversion of percentage to fraction and decimal and vice versa	27.76
M717	Finds out approximate area of closed shapes by using unit square grid/ graph sheet	27.53
M719	Finds various representative values for simple data from her/his daily life contexts like mean, median and mode	51.88
M721	Interprets data using bar graph such as consumption of electricity is more in winters than summer	50.69
M801	Generalises properties of addition, subtraction, multiplication and division of rational numbers through patterns	31.03
M802	Finds rational numbers between two given rational numbers	35.86
M803	Proves divisibility rules of 2, 3,4, 5, 6, 9 and 11	42.23
M804	Finds squares, cubes, square roots and cube roots of numbers using different methods.	36.03
M808	Use various algebraic identities in solving problems of daily life.	56.90
M812	Verifies properties of parallelogram and establishes the relationship between them through reasoning	34.26
M818	Finds surface area and volume of cuboidal and cylindrical object	30.52
M819	Draws and interprets bar charts and pie charts	36.95

Range of Performance of Students who Answered Correctly

Below 30%		30% - 50%		50% - 75%		Above 75%	
Number	%	Number	%	Number	%	Number	%
458	39.08	419	35.75	239	20.39	56	4.78

Lowest Performing Learning Outcomes (LOs)

1. Finds out approximate area of closed shapes by using unit square grid/ graph sheet (27.53)
2. Solves problems related to conversion of percentage to fraction and decimal and vice versa (27.76)
3. Arranges given/collected information in the form of table, pictograph and bar graph and interprets them (28.89)
4. Finds surface area and volume of cuboidal and cylindrical object (30.52)
5. Uses exponential form of numbers to simplify problems involving multiplication and division of large numbers. (30.86)

CSWN: **LD-** Locomotor Disability; **VI-** Visual Impairment; **HI-** Hearing Impairment;
S&LD- Speech and Language Disability; **ID-** Intellectual Disability; **Oth-** Other Disability.